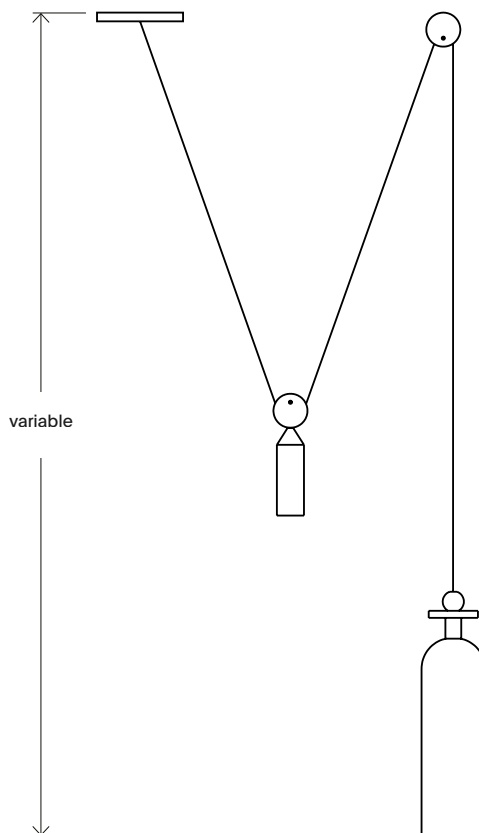
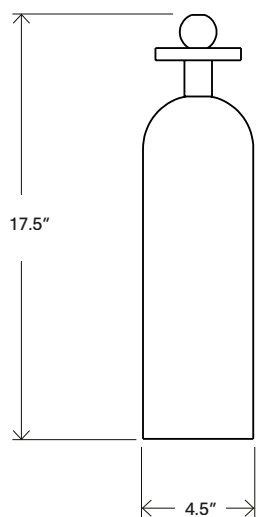
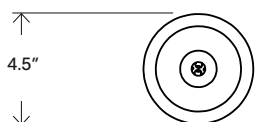


# Shape Up Pendant – Cylinder



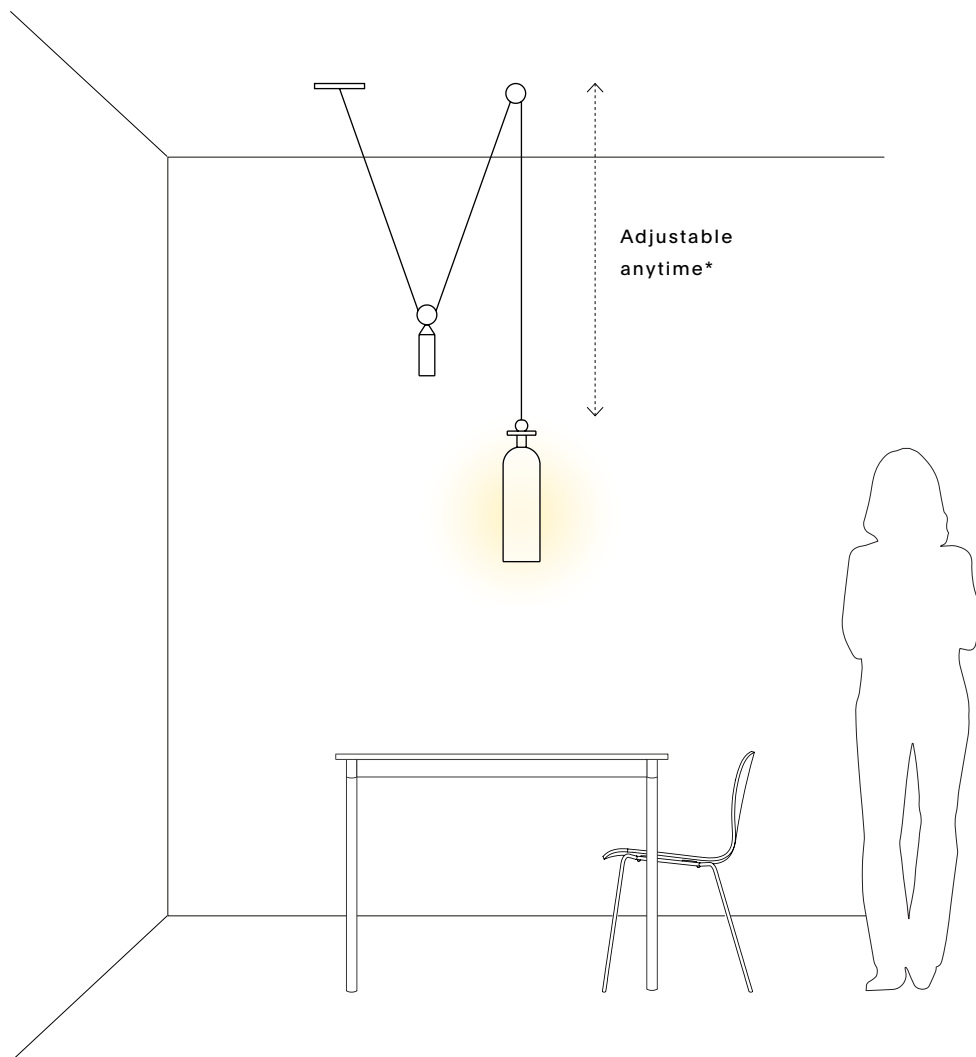
## APPEARANCE

Materials	Steel, brass, aluminum, glass
Suspension	8' black or currant fabric, adjustable
Canopy	5" round brass
Finishes	See Material Options page
Customize	Finish, colors, configuration

## TECHNICAL

Socket / Lamp	G4; Bulb: 2.6w / 12v LED
Watt / Volt	2.6w; 120v or 220v
Lamp detail	30 lumens, 2700k, 50000 hours, dimmable
Compatibility	Most international
Certification	UL, cUL (120v)
Weight	10 lb.
Leadtime*	10-12 weeks

# Shape Up Pendant – Cylinder



## REC. USE / SPACES

Ambient/accent lighting  
Dining room  
Living room  
Bedside  
Statement corner  
Kitchen island

## PREPARE FOR INSTALL

This is a low voltage fixture.  
Plan to accommodate the power supply prior to installation.

Allow for storage of power supply in the electrical box or elsewhere according to local guidelines.

Transformer size: 2.2" x 1.3" x .85"

Power supply model:  
120V: LTF TA60WD12LED  
220V: LTF TU60WD12LED

Additional specifications available by searching for the model number at [lfttechnology.com](http://lfttechnology.com).



## BULB

Included  
G4 bi-pin  
2.6w, 12V LED



## COLOR TEMP

2700K



## LUMENS SCALE

30 lm



## DIMMING

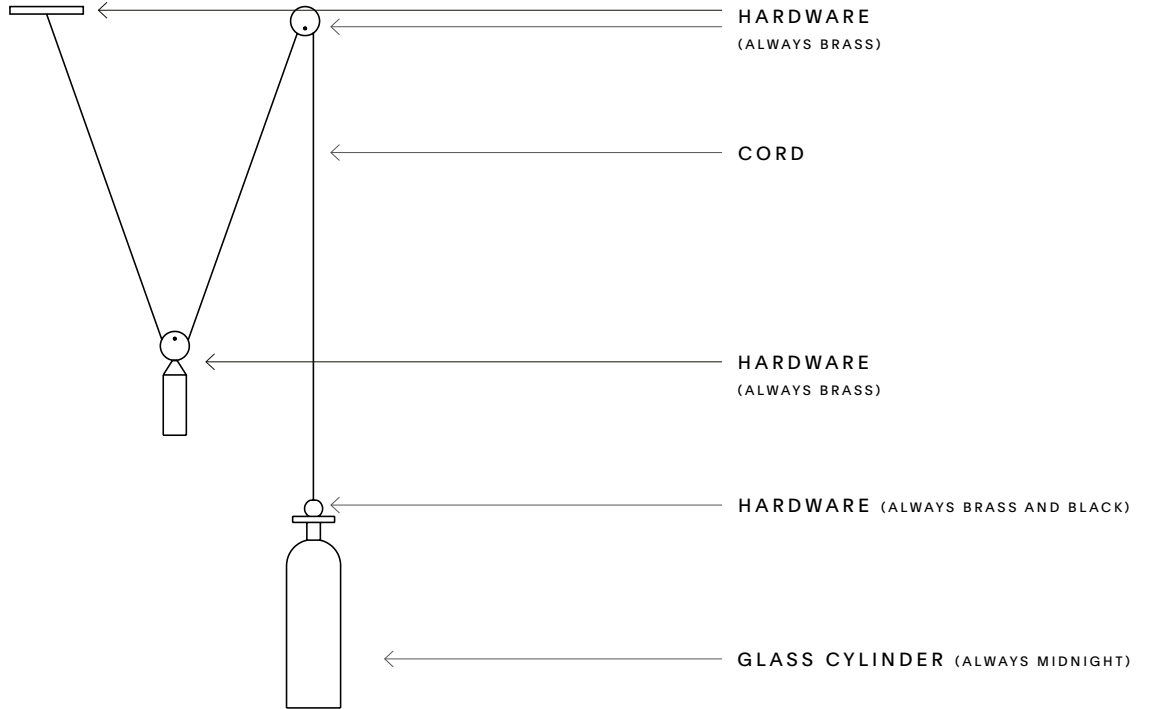
ELV

## OTHER NOTES

Electronic wall dimmer required

\* Standard installation allows for up to 8' drop from ceiling

# Shape Up Pendant – Cylinder



## MATERIAL OPTIONS

\*A vast array of custom materials and finishes are available for most products upon request.

### HARDWARE

---



Brass  
(brushed)

### CORD

---



Currant



Black

### GLASS CYLINDER

---



Midnight

# Shape Up - Pendants

